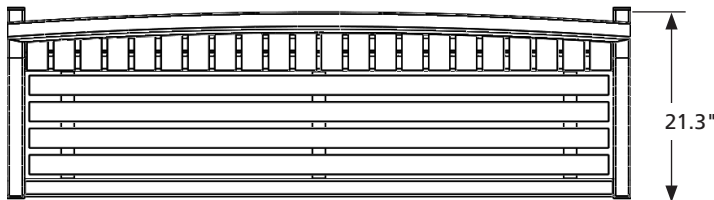
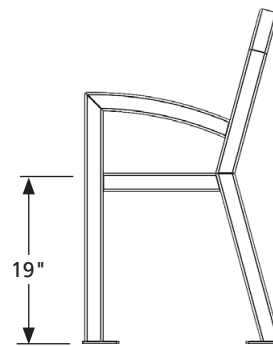
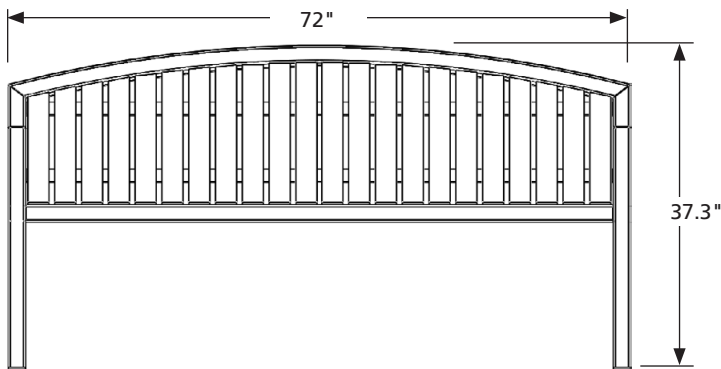


MORaine SERIES

Model:	MHVAI6
Desc.:	6' (1.83 m) Moraine Bench with Arched Back
End Frame:	2" (50.8 mm) Square Steel Tubing
Seat Section:	1" x 2.5" (25.4 x 63.5 mm) Ipe Hardwood
Type:	All Welded Steel with Horizontal and Vertical Slat
Options:	MHVAC6 Cedar Slats MHVAR6 Recycled Plastic Slats
Finish:	Polyester powder coating applied electrostatically over sand blasted and zinc primer coated substrate
Installation:	Bench is assembled at factory. We recommend all benches be securely anchored using the holes provided in feet.
Maintenance:	Periodically wipe down to keep clean. Apply Ipe oil annually by cloth and wipe clean to remove excess oil.



Dimensions:	IMPERIAL	METRIC
Length:	72"	(1829 mm)
Width:	21.3"	(541 mm)
Height:	37.9"	(947 mm)
Seat Height:	19"	(483 mm)