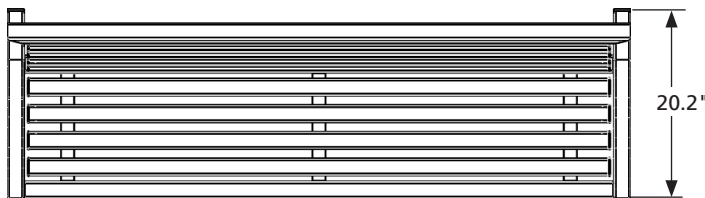
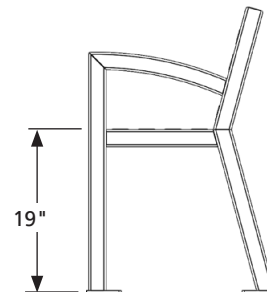
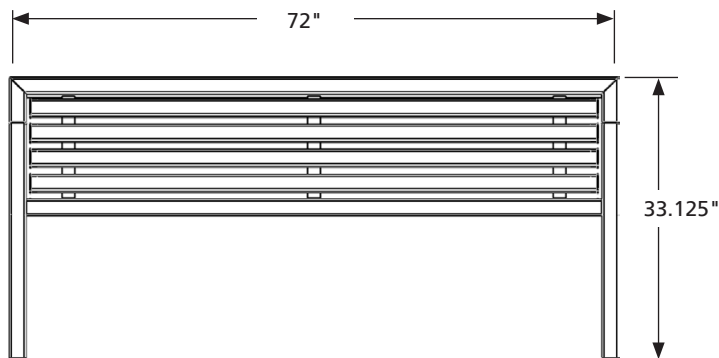




## MORAINE SERIES

Model:	MHC6
Desc.:	6' (1.83 m) Moraine Bench with Back
End Frame:	2" (50.8 mm) Square Steel Tubing
Seat Section:	1.5" x 2.5" (38.1 x 63.5 mm) Cedar
Type:	All Welded Steel with Horizontal Slat
Options:	MHI6 Ipe Hardwood Slats MHR6 Recycled Plastic Slats
Finish:	Polyester powder coating applied electrostatically over sand blasted and zinc primer coated substrate
Installation:	Bench is assembled at factory. We recommend all benches be securely anchored using the holes provided in feet.
Maintenance:	Periodically wipe down to keep clean.



Dimensions:	IMPERIAL	METRIC
Length:	72"	(1829 mm)
Width:	20.2"	(513 mm)
Height:	33.125"	(841 mm)
Seat Height:	19"	(483 mm)