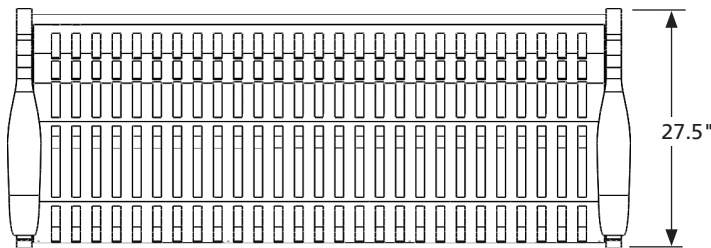
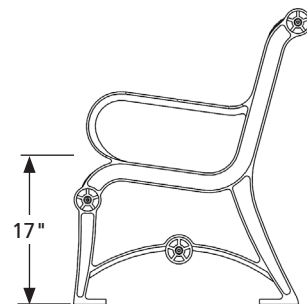
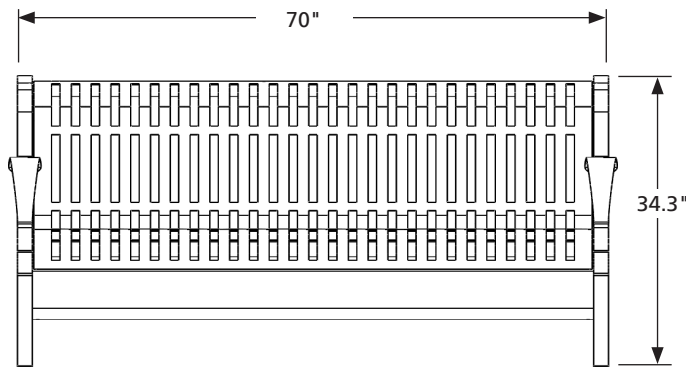




ERIE SERIES

Model:	ELV6-HF-AL
Desc.:	6' (1.83m) Bench and Huron Frame
End Frame:	Solid Cast Aluminum
Seat Section:	Laser Cut Aluminum 8 Ga (3.25mm) with Vertical Cutouts
Type:	Modular Aluminum with Vertical Laser Cut Pattern
Options:	ELV4-HF-AL 4' (1.22m) Bench
Finish:	Polyester powder coating applied electrostatically over substrate.
Installation:	Bench is assembled at factory. We recommend all benches be securely anchored using the holes provided in feet.
Maintenance:	Periodically wipe down to keep clean.



Dimensions:	IMPERIAL	METRIC
Length:	70"	(1778 mm)
Width:	27.5"	(699 mm)
Height:	34.3"	(871 mm)
Seat Height:	17"	(432 mm)